



Wealth Management
Dominion Securities



RBC Wealth Management Mobile App

Questions? We're here to help – contact our Helpdesk at 1-888-820-8006, or contact your Investment Advisor team.

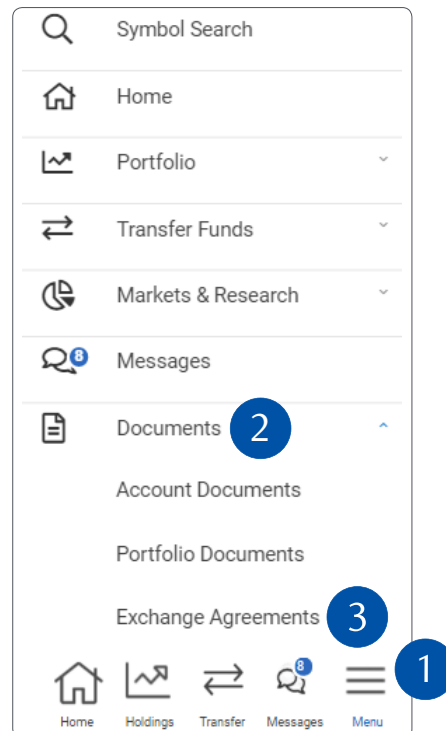
Get real-time quotes

We are pleased to provide real-time quotes on stocks and options in the RBC Wealth Management Mobile App. To receive real-time quotes, first you need to accept certain terms and conditions that are required by the exchanges providing the quotes. There are some steps to follow, but here's a step-by-step guide to help:

1. Sign into your RBC Mobile app. If you have not downloaded the RBC Mobile app, do so, through the App Store (iPhone) or the Google Play Store (Android).

If you don't remember your ID/password, please contact the RBC Wealth Management Online Helpdesk at 1-888-820-8006. If you don't have access to RBC Wealth Management Online, please speak with your Investment Advisor team for assistance.

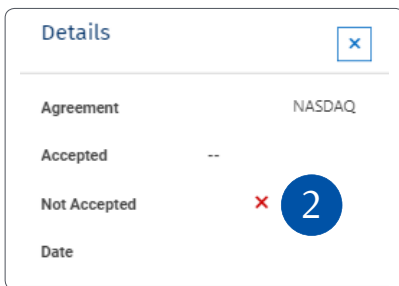
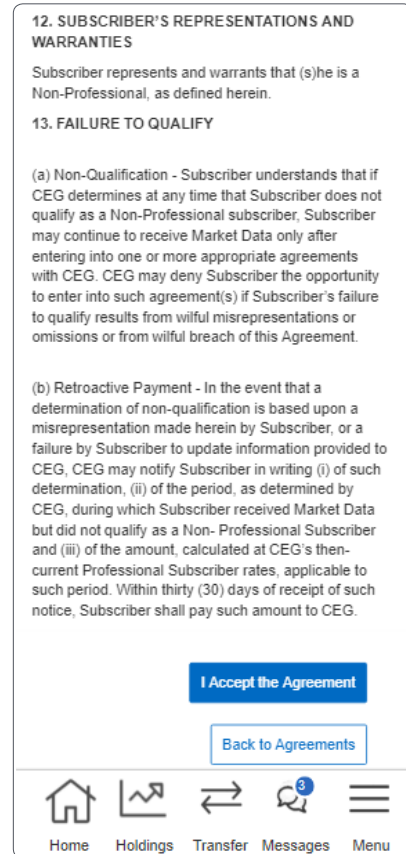
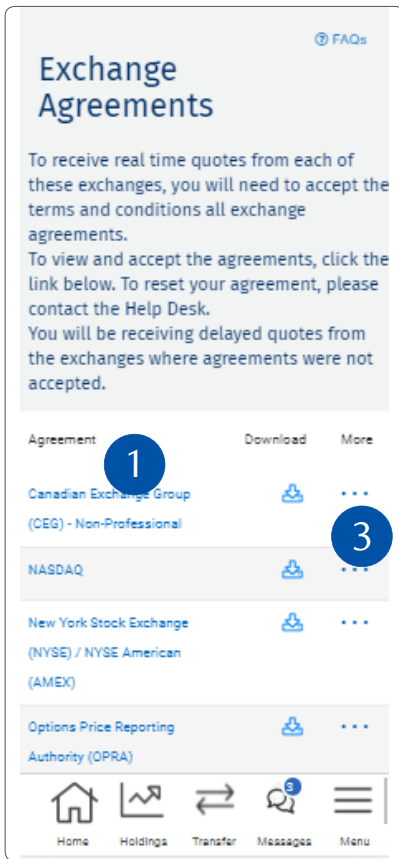
2. Once logged in, select the menu tab (1) at the bottom of your smartphone screen, select the "Documents" tab (2), and then select "Exchange Agreements" (3).



- Next, you will see a list of Canadian and U.S. exchange agreements. You will receive real-time quotes from the exchanges whose agreements you accept (otherwise, you will receive delayed quotes).

Those agreements you have accepted are indicated by a “checkmark”, those you haven’t, with an “X” (2). To view which agreements you have accepted/not accepted, select the three dot module (3) located under the “More” title, to the right of each agreement.

- To get real-time quotes from the Canadian Exchange Group (which includes major Canadian stock exchanges such as the TSX), tap on the Agreement Name (1) and once you have read through the agreement, select “I Accept the Agreement” at the bottom of the page.



- To get real-time quotes from the New York Stock Exchange (NYSE) / NYSE American (AMEX), there are a few steps.

First, review Section 1, Terms and Conditions of General Applicability, then select “I Agree.”

Second, select the NYSE/AMEX tab and complete all the sections in Section 2 to help confirm that you’re using NYSE quotes for personal use only. Where it says “Subscriber” that means you, the RBC Wealth Management Online user. All the sections are mandatory.

Next, agree that the information you have provided is accurate, and that you understand and agree to the terms (also mandatory).

Subscriber's name:

Subscriber's address:

Subscriber's occupations (list all occupations including homemaker, student, retiree, etc.):

Name(s) and address(es) of Subscriber's employer(s):

Provide your Employer name and address. If you are currently unemployed, please enter unemployed.
 Subscriber's title(s):

Provide your current employment or title e.g. Sales Representative. If you are currently unemployed, please enter unemployed.
 Subscriber's position(s):

Provide your current employment or position e.g. Sales Representative. If you are currently unemployed, please enter unemployed.
 Subscriber's employment functions (description):

- Next up, real-time quotes from the NASDAQ. First, select the NASDAQ tab and provide your name, title and contact information as applicable.

Name:

Telephone:

Title:

Fax:

Address:

Email:

Next, provide your “Subscriber status” (mandatory) from the drop-down menu (1). (Remember, you are the subscriber.) If you live in Canada, simply select “Non-US Individual.”

Then, in the “Type” drop-down menu (2), select “Private” to confirm you’re using these quotes for personal use only (mandatory).

And then type in your full name in both of these fields (3).

Subscriber Status

Type

Name of Signatory

Title (Authorized officer)

Print name of Individual Subscriber

Subscriber Signature

Finally, select “I Accept the Agreement” at the bottom of the page to receive NASDAQ quotes in real-time.

- If you want real-time options quotes, tap on Options Price Reporting Authority (OPRA). Next, enter your name and home address and then agree to all terms (mandatory). Then, if you’re using real-time quotes for personal use only, please agree to (a) and (b) only in the following Addendum.

ADDENDUM FOR NONPROFESSIONALS (To be completed by Nonprofessional Subscribers only)

The purpose of this Addendum is to determine whether you are a “Nonprofessional” for OPRA’s purposes. OPRA defines a “Nonprofessional” as a legal person for whom the statements set out in Section 1 of this Addendum are true.

1. You represent and agree that the following statements are and will continue to be true for so long as you receive OPRA Data as a Nonprofessional.

(a) You are either a “natural person” (an individual human being) or a “qualifying trust.” You are not a corporation, partnership, limited liability company, or other form of entity (including any form of trust that does not qualify as a qualifying trust).

I Agree

(b) If you are a natural person, you shall use the OPRA Data solely in connection with your personal investment activities and the personal investment activities of your immediate family members* and qualifying trusts of which you are the trustee or custodian. If you are a qualifying trust, you shall use the OPRA Data solely in connection with your personal investment activities. In any case, you shall not use the OPRA Data in connection with any trade, business, professional or other commercial activities.

I Agree

Finally, tap “I Accept the Agreement” at the bottom of the page. Now you will receive real-time options quotes.

That’s it – you’re all set! Real-time quotes will be displayed on the Detailed Quote page of your RBC Wealth Management Mobile App sessions.

Questions? We’re here to help – contact our Helpdesk at 1-888-820-8006, or contact your Investment Advisor team.



Wealth Management
Dominion Securities