



Wealth
Management



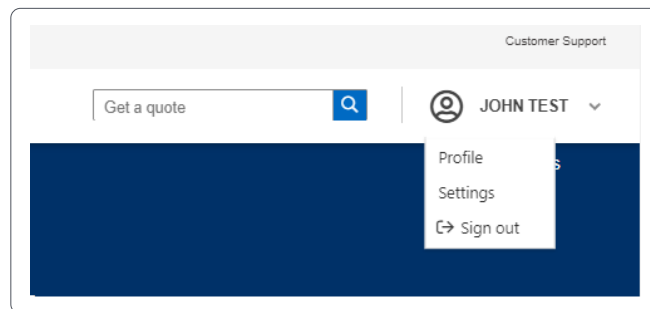
RBC Wealth Management Online

Questions? We're here to help – contact our Helpdesk at 1-888-820-8006, or contact your Investment Advisor team.

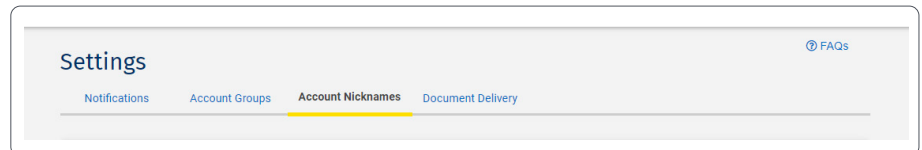
Nickname your accounts for easy reference

By nicknaming your various accounts, it's easier to tell them apart. And it's easy to do – here's how.

1. Go to www.rbc.com and click on "Sign in" (top right corner).
If you don't remember your ID/password, please contact the RBC Wealth Management Online Helpdesk at 1-888-820-8006.
If you don't yet have access to RBC Wealth Management Online, please contact your Investment Advisor team for assistance.
2. Click on your "Your Name" in the top right-hand corner of your screen, then select "Settings."

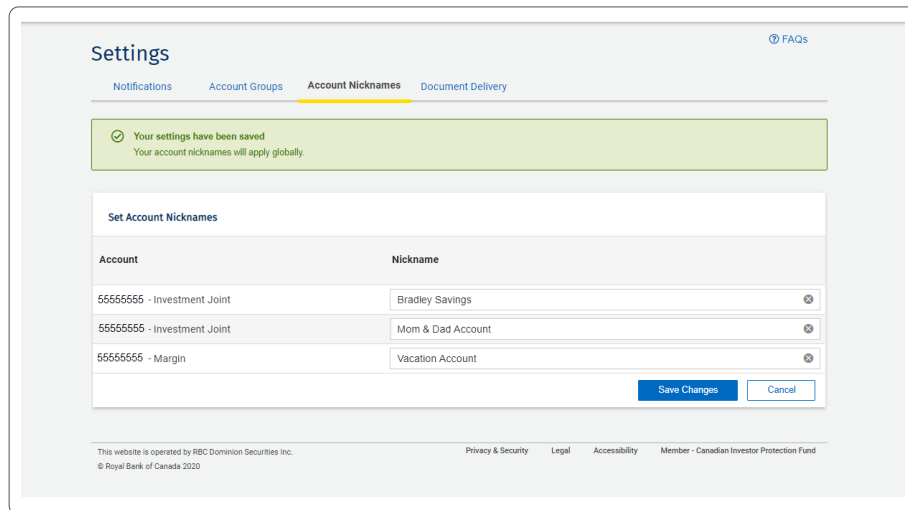


3. Click on "Account Nicknames."

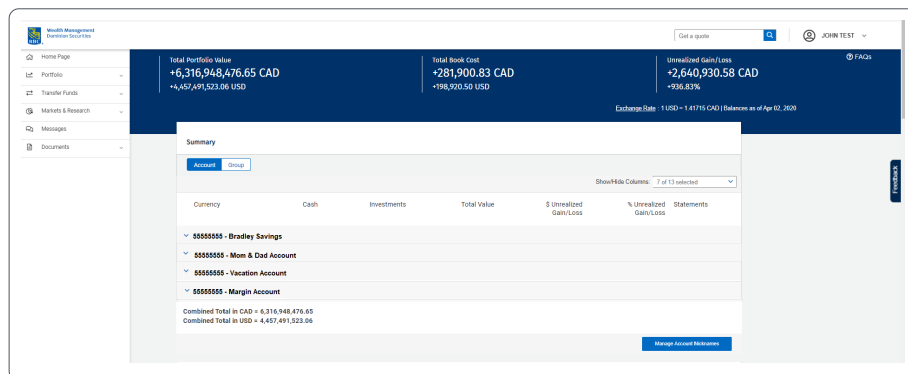


4. Nickname your accounts then click on “Save Changes.”

Note: there’s a 20-character limit for each nickname.



5. That’s it – you will now see your nicknames on RBC Wealth Management Online.



Questions? We’re here to help – contact our Helpdesk at 1-888-820-8006, or contact your Investment Advisor team.

