



Wealth Management
Dominion Securities



RBC Wealth Management Online

Questions? We're here to help – contact our Helpdesk at 1-888-820-8006, or contact your Investment Advisor team.

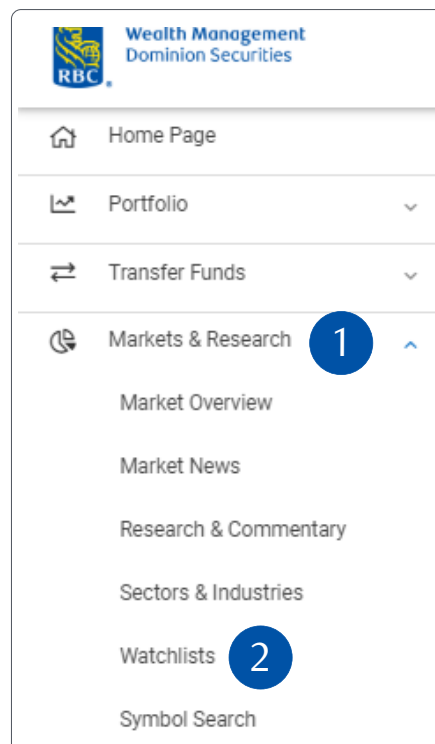
Set up Watchlists to keep track of your investments

With Watchlists, you can monitor securities at a glance through RBC Wealth Management Online.

You can create up to 50 personal Watchlists, each containing up to 100 securities you wish to monitor, including Watchlists that mirror your account holdings, for example. You can also keep track of dividend-related information for various stocks, mutual funds, and ETFs in your Watchlists. (Please note, all Watchlist quotes are delayed by 15 minutes.)

It's easy to securely add, modify and delete Watchlists from your personal computer, tablet or smartphone. Here's how you can do it:

1. Log in to RBC Wealth Management Online (go to www.rbcds.com and sign in at top right corner) and then click on "Markets & Research" (1) and select "Watchlists" (2).



2. Click on “Create New Watchlist” to set up a new list.

Watchlist

Select A Watchlist

functional

Create New Watchlist Manage Watchlist

3. Name your Watchlist (1) and add the security symbols (2) you wish to see on the list. You can add up to 100 symbols per Watchlist. Add other filters to better identify and track your securities (3).

Watchlist

Create Watchlist

Watchlist Name

Holdings 1

Add Symbols To Watchlist

Enter Symbol / Company Name 2

RY ROYAL BANK OF CANADA

Date Bought	Shares	Price	Fees	
12/04/2020	0	\$ 0	\$ 0	<input type="checkbox"/> Delete 3

Cancel Save Changes

4. Click “Save Changes” once you’ve entered all the symbols you want on your Watchlist.

Create Watchlist

Watchlist Name

Holdings

Add Symbols To Watchlist

Enter Symbol / Company Name

RY ROYAL BANK OF CANADA

Date Bought	Shares	Price	Fees	
12/04/2020	0	\$ 0	\$ 0	<input type="checkbox"/> Delete

CGX CINEPLEX INC.

Date Bought	Shares	Price	Fees	
12/04/2020	0	\$ 0	\$ 0	<input type="checkbox"/> Delete

GOOS CANADA GOOSE HLDGS

Date Bought	Shares	Price	Fees	
12/04/2020	0	\$ 0	\$ 0	<input type="checkbox"/> Delete

CTC CANADIAN TIRE CORP

Date Bought	Shares	Price	Fees	
12/04/2020	0	\$ 0	\$ 0	<input type="checkbox"/> Delete

Cancel Save Changes

You’re all set – you’ve now created your Watchlist and can view it any time.

View details of the securities you've added to your Watchlist by selecting the "Dividends" or "Gain/Loss" tab.

The screenshot shows the 'Watchlist' page with the 'Dividends' tab selected. The 'Overview' tab is also visible. Below the tabs is a search bar for adding symbols to the watchlist. A table lists several securities with their current prices and changes.

Edit/Delete	Symbol / Name	Last	ΔChg	%Chg	Bid	Ask	Open	High	Low	Volume	52W High	52W Low	Currency
	RY ROYAL BANK OF CANADA	105.13	-0.71	-0.6708	105.13	105.14	105.84	105.87	105.06	567.75K	109.42	72.00	CAD
	GOOS CANADA GOOSE HOLDINGS IN...	40.86	-0.58	-1.3996	40.89	40.93	41.62	41.62	40.68	134.85K	53.78	18.27	CAD
	CTC CANADIAN TIRE CORPORATIO...	207.01	0.22	0.1064	206.25	210.00	209.98	209.98	207.01	839	239.99	140.00	CAD
	CGX CINEPLEX INC.	9.72	-0.10	-1.0183	9.72	9.73	9.81	9.93	9.51	834.96K	34.39	4.32	CAD

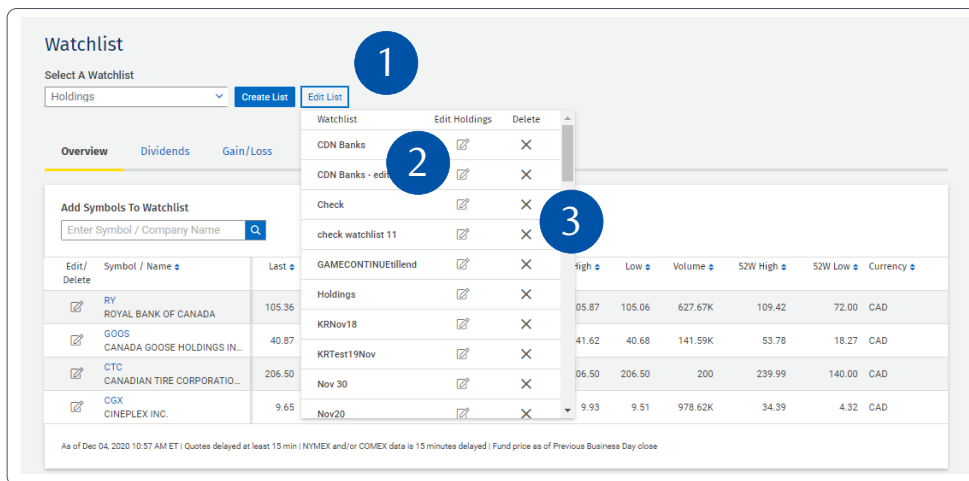
Managing your Watchlists

To add any symbols to an existing Watchlist in the future, select a Watchlist (1). Next, enter the name/symbol at the top of your screen (2) and click "+" (3) to add to your list. Your Watchlist will automatically be updated.

The screenshot shows the 'Watchlist' page with the 'Add Symbols To Watchlist' section. A search bar contains 'Telu' (2). Below the search bar, a table lists securities. The 'Add' column for 'TELUS CORP' (TU) has a '+' button highlighted (3).

Symbol	Name	Currency	Add	Bid	Ask	Open	High	Low	Volume	52W High	52W Low	Currency	
T	TELUS CORP	CAD	+										
TU	TELUS CORP	USD	+	105.43	105.44	105.84	105.87	105.06	611.21K	109.42	72.00	CAD	
	GOOS CANADA GOOSE HOLDINGS IN...	40.95	-0.49	-1.1824	40.90	40.95	41.62	41.62	40.68	139.53K	53.78	18.27	CAD
	CTC CANADIAN TIRE CORPORATIO...	206.50	-0.51	-0.2464	206.25	210.00	206.50	206.50	206.50	200	239.99	140.00	CAD
	CGX CINEPLEX INC.	9.58	-0.24	-2.444	9.58	9.59	9.81	9.93	9.51	957.6K	34.39	4.32	CAD

If you wish to edit the name of your Watchlist, select “Edit List” (1) and click on the edit icon (2) beneath “Edit Holdings”, enter the new name and then click “Save Changes.” To delete an entire Watchlist, click “X” (3) and “Delete.” Alternatively, to remove an individual symbol or update the purchase details click on the edit icon to the left of the symbol.

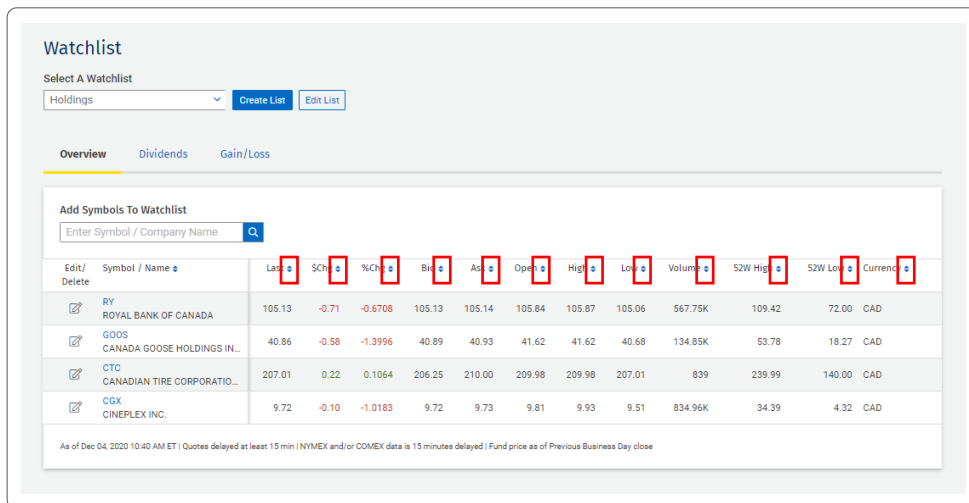


Sorting a Watchlist

By default, each Watchlist is sorted by the chronological order that each symbol was added. However, you can sort your list according to whatever column you wish.

Here’s how you can do it:

Click on the upward blue triangle icon to sort the list under a given column in ascending order, or click on the downward blue triangle sorting icon to sort list in descending order.



Questions? We’re here to help – contact our Helpdesk at 1-888-820-8006, or contact your Investment Advisor team.



Wealth Management
Dominion Securities